


# SwissBen

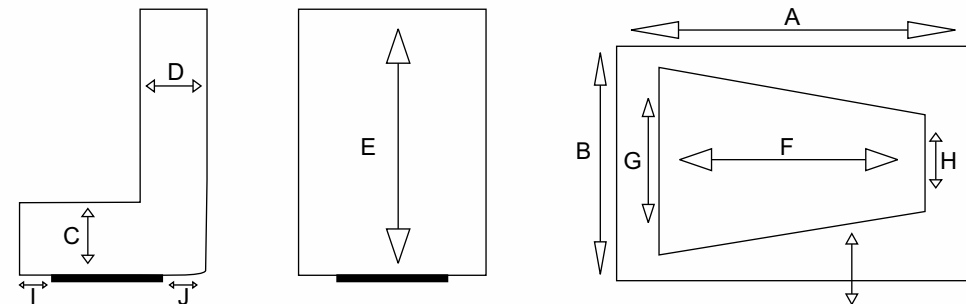
Precision Balancing

The **SwissBen** can be fitted with the **"Heidi"** carbon fibre seat shell from sportho or with a customised construction from your specialist orthopaedic shop.

The shell is delivered in its basic structural form. Since these are made by hand, the measurements of the shell may differ slightly from those listed in the table.



The seat shell can be upholstered with a standard untreated upholstery or with asymmetrical seat and back cushioning (CAD milling)..



Reinforcement for accommodating the weight

Masstabelle in mm	S	M	L
A	425	470	515
B	320	380	455
C	130	140	160
D		120	
E	505	605	725
F		240	
G		220	
H		120	
I	90	130	175
J	95	95	100
Materialstärke		4	
Gewicht, kg		1.8	

# SwissBen

Precision Balancing

Mass and weight	Size S	Size M	Size L
Seat width:	32	38	45
Seat depth:	30 - 38	30 - 42	38 - 50
Seat height:	41 - 51		
Back height:	38 - 47	42 - 51	55 - 59
Seat angle:	-5° bis + 60°		
Overall width including drum brakes:	53	59	67
Leg supports:	20 cm bis 41 cm		
Drive wheels:	20"	22"	24"
Swivel wheels:	140 mm (5.5°) – 200mm (8°)		
Weight without seat with 22 "TBB / Flexel	24	26	28
Max. Payload	100kg	100kg	100kg


sportho gmbh  
swiss made · bellwald

sportho\_gmbh  
Dorf 523, CH-3997 Bellwald

Telephone: +41 61 461 71 70  
info@sportho.ch

# SwissBen

Precision Balancing



sportho gmbh  
swiss made · bellwald



# SwissBen

## Precision Balancing

The **SwissBen** is an aluminium wheelchair fitted with a tilting seat, made in Switzerland. It is available in three different seat widths (32, 38 and 45) and in the standard colour red. On request, the wheelchair can be fitted with hydrographic graphics in any colour or pattern.

The big advantage of the **SwissBen** is its manoeuvrability as 70% of the weight is always distributed on the rear wheels and 30% on the front wheels in each seating position.

The seat unit can be adjusted by pushing or pulling lever - at an angle - with grids between -5° and 60°.

You have the option of fitting the **SwissBen** with the "**Heidi**" carbon fibre seat shell from sportho or with a customised construction from your specialist orthopaedic shop. It is delivered as standard without the seat and back shell



SwissBen Precision & Balancing



Tilting seat -5° to 60°



Height adjustment of the push bar




Removable legrests

For Switzerland : [www.sportho.ch](http://www.sportho.ch)


International: [www.sportho.swiss](http://www.sportho.swiss)

# SwissBen


## Precision Balancing




Knee lever wheel lock



Seat height adjustment



Swivel wheel height adjustment



Fixing eyelet for anchoring in the car



Detachable leg supportsThanks to the numerous holes, the mounting bracket can be fitted with a trapezoidal or another bracket for fixing on the seat shell.



Upper trapezoidal frame, mounting under the seat shell.

For Switzerland : [www.sportho.ch](http://www.sportho.ch)

International: [www.sportho.swiss](http://www.sportho.swiss)

# SwissBen

## Precision Balancing




Upward tilting footrests




Detachable leg supports



Spoke protection, transparent



Drum brake wheel 20" / 22" / 24"



Brake lever with locking clip



Push handle with brake cable

For Switzerland : [www.sportho.ch](http://www.sportho.ch)

International: [www.sportho.swiss](http://www.sportho.swiss)